

Signify Classified - Internal
Cooper Lighting Solutions Photometric Lab
1121 Highway 74 South
Peachtree City, GA 30269



Scaled data based on original data using
LM-79-08 Approved Method: Electrical and Photometric Measurements of Solid-
State Lighting Products

Test Report Prepared for
Cooper Lighting Solutions
(formerly Eaton)

Brand: INVUE

Report Number: P868430

Luminaire Tested: **EMM2-HTN-SA3B-730-U-T2R-HSS**

Issue Date: 08/22/2024



Test Information

Test Method: LM-79-08
Report Number: P868430
Test Lab: INNOVATION CENTER(G3)
Issue Date: 08/22/2024
Manufacturer: COOPER LIGHTING SOLUTIONS (FORMERLY EATON)
Product Line: INVUE
Catalog Number: EMM2-HTN-SA3B-730-U-T2R-HSS
Description: EPIC MODERN TALL HOUSING DISCRETE LED ARRAYS 150W 70CRI 3000K
FIXTURE w/ TYPE II ROADWAY DISTRIBUTION OPTIC AND HOUSE SIDE SHIELD
Light Source: (30) 3000K CCT, 70 CRI LEDS
Ballast/Driver: ELECTRONIC DRIVER

Summary

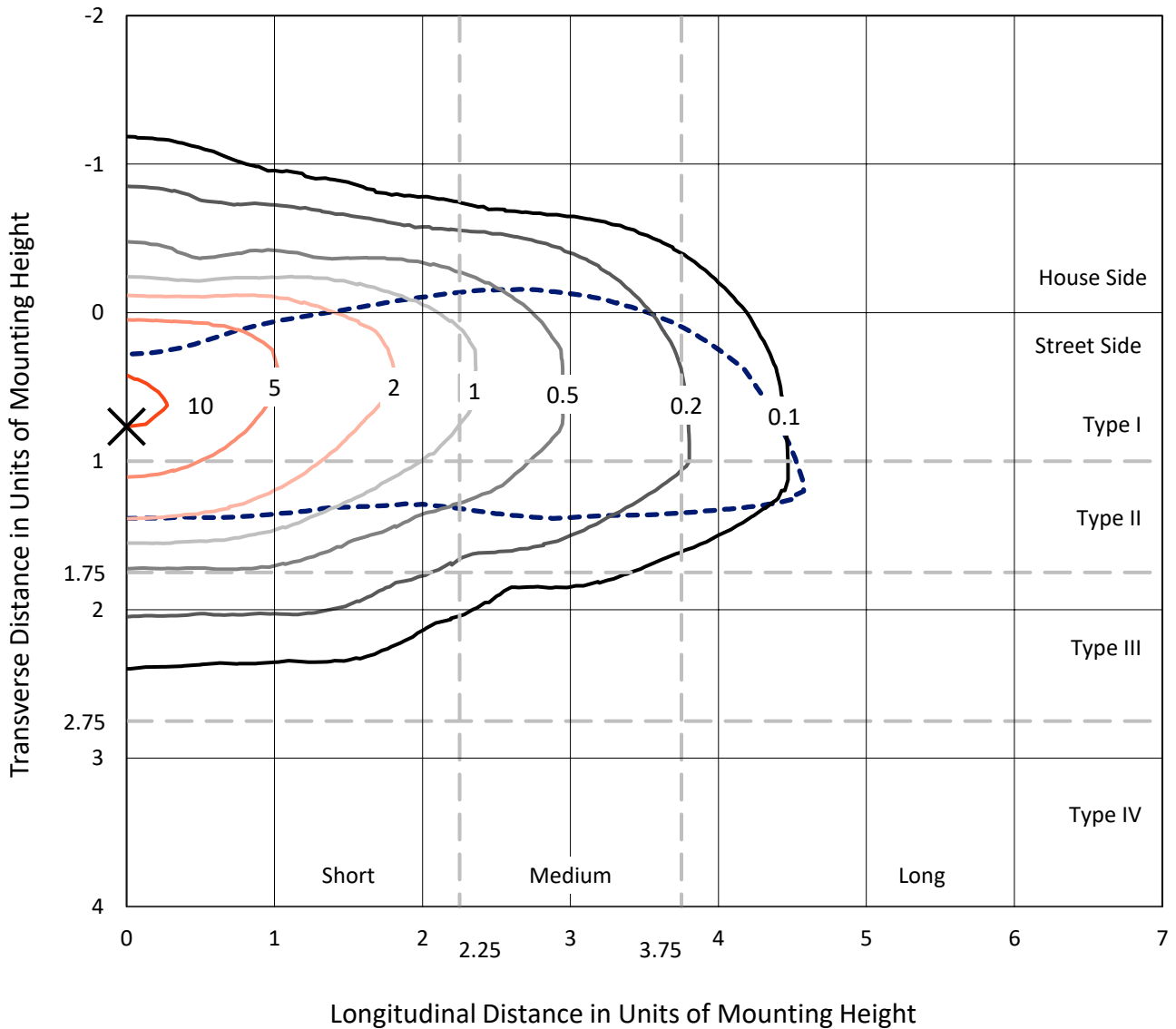
Lumens per Lamp: N/A
Luminaire Lumens: 12851.7 lumens
Efficiency: N/A
Efficacy: 95.9 lumens/watt
Luminous Opening: Rectangular (W 1' x L: 0.33' x H: 0')
IES Classification: Type II - Short
BUG Rating: B2 - U0 - G2

Input Watts (W): 134
Input Voltage (V): 120
Input Current (A_{in}): NR
Voltage Rise (V): NR
Power Factor: 0.99
Total Harmonic Distortion (THDi): 6.70%
Frequency (hertz): 60
Stabilization Time: NR
Operation Time: NR
Ambient Temperature (°C): NR
Test Distance: 24 FT

REPORT NUMBER: P868430
 CATALOG NUMBER: EMM2-HTN-SA3B-730-U-T2R-HSS

Iso-Footcandle Lines of Horizontal Illumination

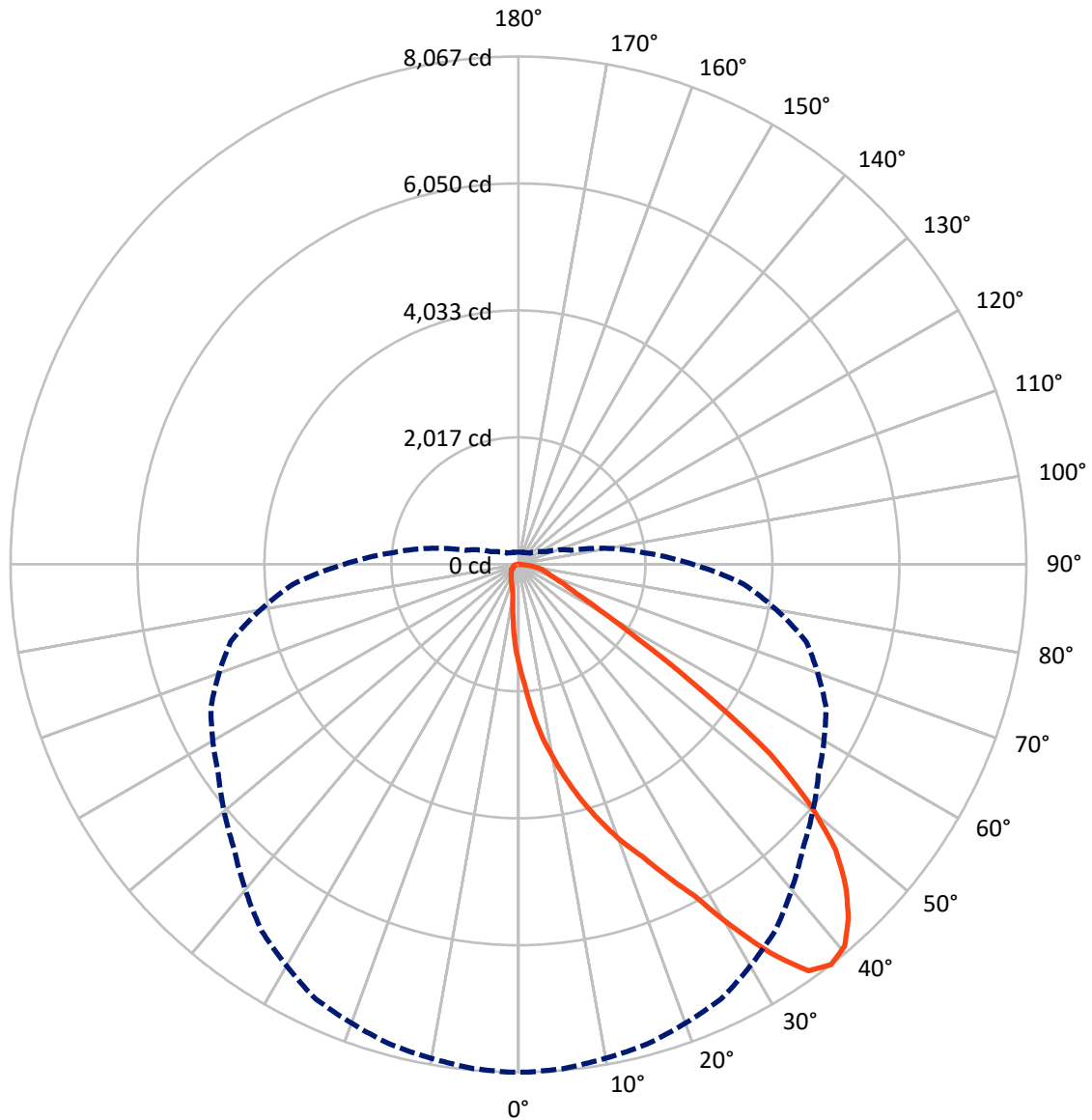
✕ Max cd
 - - - 1/2 Max cd



Based on 20 foot mounting height. Maximum calculated value = 11 fc
 Type II - Short - N/A

REPORT NUMBER: P868430
CATALOG NUMBER: EMM2-HTN-SA3B-730-U-T2R-HSS

Luminous Intensity Polar Plot



— Vertical Plane Through 0-Deg Lateral - - - Horizontal Cone Through 37.5-Deg Vertical

REPORT NUMBER: P868430

CATALOG NUMBER: EMM2-HTN-SA3B-730-U-T2R-HSS

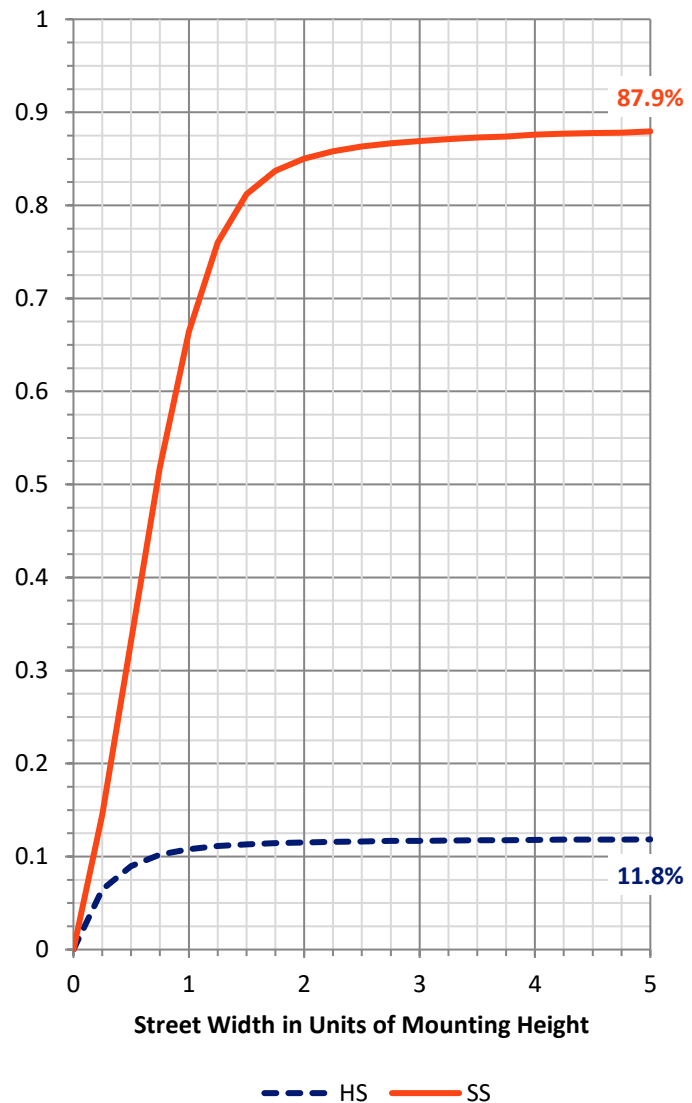
FLUX DISTRIBUTION:

		Downward	Upward	Total
House Side	Lumens	1532.8	0.0	1532.8
	% Fixture	11.9	0.0	11.9
Street Side	Lumens	11318.9	0.0	11318.9
	% Fixture	88.1	0.0	88.1
Total	Lumens	12851.7	0.0	12851.7
	% Fixture	100.0	0.0	100.0

Coefficient of Utilization

ZONAL LUMENS:

Zone	Lumens	% Fixture
0°-10°	159.8	1.2
10°-20°	558.5	4.3
20°-30°	1152.3	9.0
30°-40°	2027.5	15.8
40°-50°	2752.8	21.4
50°-60°	2727.5	21.2
60°-70°	2099.8	16.3
70°-80°	1218.7	9.5
80°-90°	155.0	1.2
90°-100°	0.0	0.0
100°-110°	0.0	0.0
110°-120°	0.0	0.0
120°-130°	0.0	0.0
130°-140°	0.0	0.0
140°-150°	0.0	0.0
150°-160°	0.0	0.0
160°-170°	0.0	0.0
170°-180°	0.0	0.0
0°-90°	12851.7	100.0
0°-180°	12851.7	100.0



REPORT NUMBER: P868430

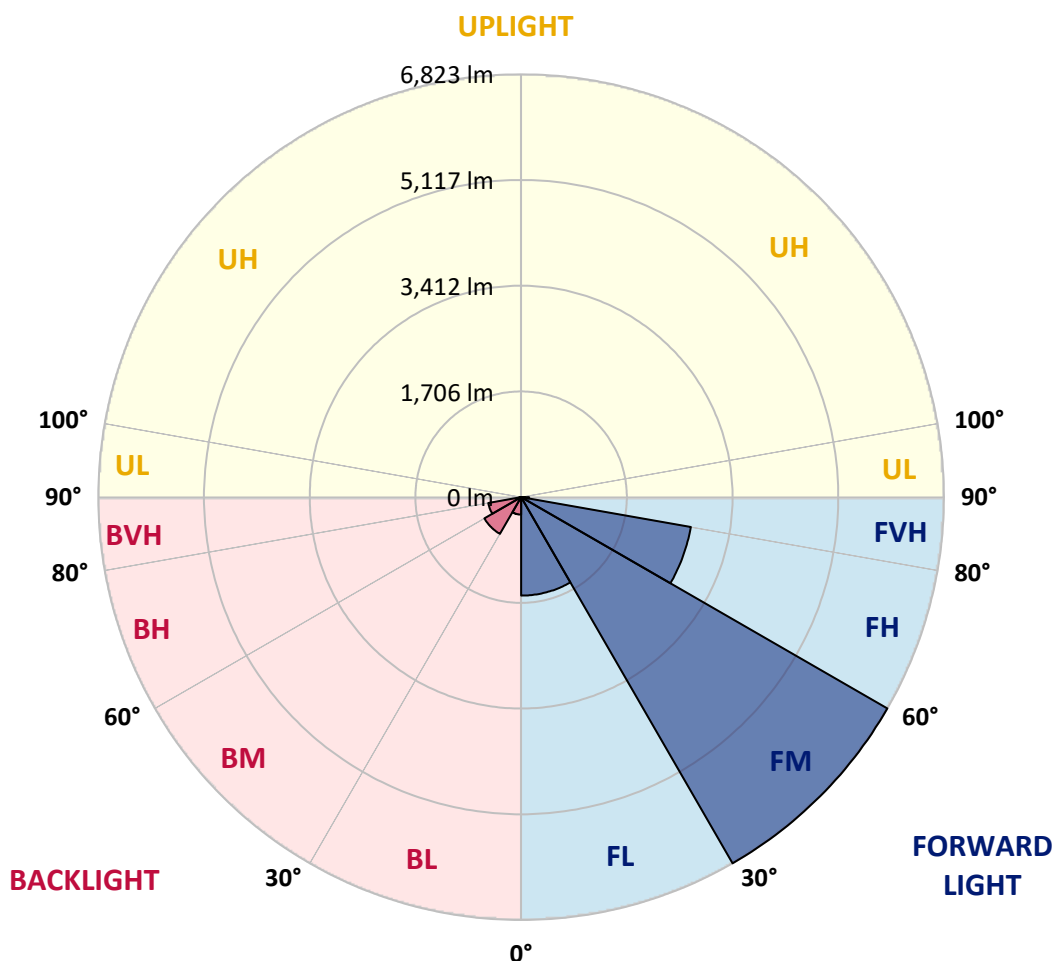
CATALOG NUMBER: EMM2-HTN-SA3B-730-U-T2R-HSS

LUMINAIRE CLASSIFICATION SYSTEM LUMEN TABLE AND BUG RATING:

Zone		Lumens	% Fixture	Zone Rating/Lumen Limit		
				B	U	G
FL	(0°-30°)	1588.7	12.4			
FM	(30°-60°)	6823.2	53.1			
FH	(60°-80°)	2780.6	21.6			G2/5000
FVH	(80°-90°)	126.4	1.0			G2/225
BL	(0°-30°)	281.8	2.2	B1/500		
BM	(30°-60°)	684.6	5.3	B1/1000		
BH	(60°-80°)	537.8	4.2	B2/1000		G2/1000
BVH	(80°-90°)	28.6	0.2			G1/100
UL	(90°-100°)	0.0	0.0		U0/0	
UH	(100°-180°)	0.0	0.0		U0/0	

BUG Rating: B2-U0-G2

Type II Short





REPORT NUMBER: P868430

CATALOG NUMBER: EMM2-HTN-SA3B-730-U-T2R-HSS

CANDELA DISTRIBUTION (FULL):

	0°	1°	5°	15°	25°	35°	45°	55°	65°	75°	85°
0°	1592.5	1592.5	1592.5	1592.5	1592.5	1592.5	1592.5	1592.5	1592.5	1592.5	1592.5
2.5°	1918.9	1947.6	1926.1	1908.1	1883.0	1857.9	1822.1	1782.6	1732.4	1671.4	1617.6
5°	2352.9	2367.2	2360.1	2349.3	2270.4	2195.1	2119.8	2026.5	1897.4	1782.6	1660.7
7.5°	2786.9	2779.7	2761.8	2729.5	2657.8	2571.7	2435.4	2281.2	2098.2	1897.4	1707.3
10°	3167.1	3177.8	3163.5	3113.3	3023.6	2905.2	2740.3	2564.5	2317.0	2037.3	1771.8
12.5°	3565.2	3572.4	3572.4	3464.8	3403.8	3220.9	3045.1	2808.4	2532.2	2209.4	1847.2
15°	3956.2	3941.8	3941.8	3870.1	3762.5	3558.0	3360.8	3073.8	2761.8	2370.8	1933.2
17.5°	4329.2	4336.4	4304.1	4225.2	4121.1	3923.9	3680.0	3364.3	2987.7	2564.5	2022.9
20°	4698.6	4677.1	4662.7	4583.8	4472.6	4239.5	4006.4	3647.7	3253.2	2783.3	2148.4
22.5°	5042.9	5053.7	5017.8	4892.3	4788.3	4576.7	4311.2	3981.3	3532.9	3002.1	2284.7
25°	5487.7	5451.8	5484.1	5333.5	5172.1	4921.0	4619.7	4293.3	3837.8	3271.1	2453.3
27.5°	5961.1	5982.7	5964.7	5799.7	5580.9	5243.8	4928.2	4580.2	4146.3	3525.8	2643.4
30°	6667.7	6657.0	6660.6	6413.1	6050.8	5649.1	5261.7	4881.5	4454.7	3837.8	2865.8
32.5°	7367.1	7406.6	7309.7	7091.0	6674.9	6068.7	5595.3	5172.1	4752.4	4106.8	3091.8
35°	7930.3	7919.5	7880.0	7636.1	7223.7	6635.4	5975.5	5494.9	5068.0	4436.8	3342.8
37.5°	8066.5	8066.5	8041.4	7890.8	7618.2	7108.9	6388.0	5817.7	5390.9	4730.9	3586.7
40°	7976.9	7958.9	7944.6	7844.2	7697.1	7395.8	6822.0	6151.2	5735.2	5111.1	3855.7
42.5°	7682.8	7686.4	7668.4	7611.0	7532.1	7417.4	7091.0	6506.3	6072.3	5469.8	4121.1
45°	7288.2	7295.4	7273.9	7266.7	7227.3	7227.3	7151.9	6786.1	6391.5	5835.6	4411.7
47.5°	6782.5	6778.9	6768.2	6750.2	6829.1	6915.2	6983.4	6943.9	6674.9	6230.1	4673.5
50°	6011.4	6004.2	6036.5	6126.1	6319.8	6509.9	6710.8	6897.3	6879.3	6596.0	4989.1
52.5°	5010.7	4964.0	4999.9	5276.1	5674.2	6097.4	6380.8	6674.9	6983.4	6983.4	5301.2
55°	3504.2	3543.7	3565.2	3970.5	4756.0	5484.1	5982.7	6362.9	6943.9	7291.8	5645.5
57.5°	2230.9	2245.3	2309.9	2747.4	3669.2	4580.2	5462.6	6086.7	6796.8	7550.1	5989.8
60°	1502.8	1452.6	1502.8	1753.9	2639.8	3593.9	4698.6	5738.8	6585.2	7736.6	6370.0
62.5°	1061.7	1058.1	1072.4	1219.5	1883.0	2700.8	3741.0	5268.9	6416.7	7747.3	6653.4
65°	857.2	832.1	842.9	925.4	1262.5	1979.9	2743.8	4418.8	6266.0	7557.2	6793.3
67.5°	688.7	677.9	685.1	738.9	946.9	1488.5	1933.2	3360.8	5946.8	7234.4	6714.4
70°	563.1	566.7	570.3	624.1	753.2	1126.2	1380.9	2306.3	5265.3	6868.6	6359.3
72.5°	487.8	487.8	491.4	527.2	631.3	893.1	1043.7	1499.3	4261.0	6474.0	5706.5
75°	430.4	430.4	430.4	462.7	538.0	717.3	810.6	1025.8	3059.5	5742.3	4720.1
77.5°	373.0	376.6	376.6	405.3	462.7	559.5	624.1	710.2	1951.2	4436.8	3572.4
80°	286.9	286.9	290.5	322.8	394.5	437.6	459.1	502.1	1025.8	2786.9	2266.8
82.5°	200.9	204.4	204.4	208.0	265.4	269.0	247.5	251.1	373.0	925.4	860.8
85°	21.5	25.1	28.7	28.7	46.6	57.4	61.0	57.4	61.0	107.6	107.6
87.5°	0.0	0.0	0.0	0.0	3.6	7.2	7.2	10.8	10.8	10.8	10.8
90°	0.0	0.0	0.0	0.0	0.0	0.0	0.0	0.0	0.0	0.0	0.0



REPORT NUMBER: P868430
 CATALOG NUMBER: EMM2-HTN-SA3B-730-U-T2R-HSS

CANDELA DISTRIBUTION (continued):

	90°	95°	105°	115°	125°	135°	145°	155°	165°	175°	180°
0°	1592.5	1592.5	1592.5	1592.5	1592.5	1592.5	1592.5	1592.5	1592.5	1592.5	1592.5
2.5°	1588.9	1563.8	1510.0	1463.4	1420.3	1384.5	1359.4	1327.1	1302.0	1302.0	1316.3
5°	1599.7	1542.3	1431.1	1327.1	1244.6	1165.7	1094.0	1047.3	1011.5	989.9	989.9
7.5°	1614.0	1527.9	1359.4	1201.6	1072.4	946.9	835.7	781.9	728.1	710.2	713.8
10°	1642.7	1520.8	1294.8	1090.4	896.7	738.9	631.3	573.9	545.2	530.8	530.8
12.5°	1675.0	1520.8	1226.7	964.8	738.9	577.5	512.9	469.9	455.5	448.3	441.2
15°	1718.0	1527.9	1169.3	832.1	602.6	487.8	441.2	416.1	401.7	394.5	394.5
17.5°	1768.3	1535.1	1108.3	724.5	512.9	430.4	394.5	376.6	362.3	355.1	355.1
20°	1832.8	1553.1	1047.3	627.7	448.3	394.5	362.3	344.3	330.0	326.4	322.8
22.5°	1911.7	1581.7	986.3	548.8	405.3	358.7	330.0	315.6	304.9	297.7	297.7
25°	2005.0	1617.6	939.7	491.4	373.0	333.6	308.5	290.5	279.8	276.2	276.2
27.5°	2134.1	1678.6	893.1	448.3	347.9	308.5	283.4	269.0	258.2	254.7	251.1
30°	2256.1	1753.9	871.6	437.6	330.0	286.9	269.0	251.1	240.3	236.7	233.1
32.5°	2413.9	1840.0	857.2	437.6	322.8	272.6	251.1	236.7	226.0	222.4	218.8
35°	2582.4	1940.4	857.2	451.9	326.4	261.8	236.7	222.4	211.6	204.4	204.4
37.5°	2765.4	2040.8	864.4	473.4	337.2	254.7	222.4	208.0	197.3	193.7	193.7
40°	2959.0	2177.1	878.7	491.4	347.9	251.1	208.0	197.3	186.5	179.3	179.3
42.5°	3138.4	2284.7	903.9	512.9	355.1	247.5	197.3	186.5	175.7	172.2	172.2
45°	3346.4	2403.1	925.4	527.2	355.1	236.7	186.5	175.7	168.6	165.0	161.4
47.5°	3511.4	2499.9	936.1	534.4	347.9	226.0	175.7	168.6	161.4	154.2	157.8
50°	3712.3	2604.0	954.1	538.0	333.6	211.6	168.6	157.8	150.6	147.1	147.1
52.5°	3905.9	2708.0	968.4	530.8	315.6	193.7	157.8	150.6	143.5	136.3	136.3
55°	4135.5	2822.8	989.9	520.1	286.9	175.7	147.1	139.9	129.1	125.5	121.9
57.5°	4397.3	2973.4	1007.9	498.6	251.1	157.8	139.9	129.1	114.8	107.6	107.6
60°	4637.6	3145.6	1022.2	444.8	218.8	147.1	129.1	118.4	104.0	100.4	100.4
62.5°	4895.9	3324.9	1022.2	351.5	186.5	132.7	121.9	111.2	96.8	93.3	93.3
65°	5075.2	3486.3	989.9	261.8	157.8	125.5	118.4	104.0	89.7	86.1	86.1
67.5°	5125.4	3586.7	900.3	186.5	136.3	118.4	111.2	96.8	86.1	78.9	78.9
70°	4964.0	3507.8	735.3	143.5	118.4	107.6	100.4	89.7	78.9	75.3	75.3
72.5°	4501.3	3206.5	548.8	121.9	104.0	100.4	93.3	82.5	75.3	71.7	71.7
75°	3769.6	2664.9	387.4	107.6	96.8	89.7	82.5	75.3	68.1	68.1	68.1
77.5°	2855.0	1926.1	240.3	96.8	82.5	82.5	75.3	68.1	64.6	61.0	61.0
80°	1843.6	1215.9	136.3	68.1	57.4	61.0	53.8	46.6	46.6	43.0	43.0
82.5°	781.9	480.6	71.7	39.5	28.7	25.1	17.9	17.9	14.3	14.3	14.3
85°	78.9	28.7	14.3	10.8	10.8	7.2	7.2	7.2	7.2	3.6	3.6
87.5°	10.8	10.8	10.8	7.2	7.2	7.2	3.6	3.6	3.6	3.6	3.6
90°	0.0	0.0	0.0	0.0	0.0	0.0	0.0	0.0	0.0	0.0	0.0

LM-79-2019: Approved Method: Electrical and Photometric Measurements of Solid-
State Lighting Products

Report Prepared for

Cooper Lighting Solutions

Streetworks

Report Number: SP1-2407-157-4

Test Date: 08/07/2024

Luminaire Tested: MEM2-HTN-SA-40-730-U-5WQ-2

Data in this report applies to families of products including MEM2-HTN-SA-40-730-U-5WQ-2

Test Information

Test Method: LM-79-2019
 Report Number: SP1-2407-157-4
 Test Lab: COOPER LIGHTING SOLUTIONS
 Photometer: SP1 - 76IN SPHERE
 Measurement Geometry: 4π
 Issue Date: 08/20/2024
 Manufacturer: COOPER LIGHTING SOLUTIONS
 Product Line: Streetworks
 Catalog Number: **MEM2-HTN-SA-40-730-U-5WQ-2**
 Description: Epic Modern Light Square 40W 5WQ Optic and Flare Trim

Spectral Parameters

CCT (K): 3057
 CIE u': 0.2487
 CIE v': 0.5199
 Duv: -0.0002
 CIE x: 0.4326
 CIE y: 0.4020
 CIE z: 0.1654
 Peak Wavelength (nm): 593
 Dominant Wavelength (nm): 582
 Purity: 50.50735
 Rf: 74.6
 Rg: 94

CRI (Ra):	71.7		
R1:	68.1	R9:	-34.8
R2:	82.0	R10:	58.5
R3:	93.5	R11:	62.5
R4:	67.5	R12:	47.5
R5:	67.2	R13:	70.7
R6:	74.9	R14:	96.4
R7:	77.4	R15:	60.0
R8:	43.1		



Test Conditions

Stabilization Time: 21M
 Operation Time: 1H 21M
 Sphere Temperature (°C): 24.2

REPORT NUMBER: SP1-2407-157-4

Measurement and Test Equipment			
Instrument	Identification Number	Calibration Date	Calibration Due Date
Photometer	IN0058	6/18/2024	12/18/2024
Power Meter	INXT2011004	2/8/2024	2/8/2025
AC Power Source	IN0063	10/24/2023	10/24/2024
DC Power Source	IN0208	10/24/2023	10/24/2024
Sphere Thermometer	IN0085	10/24/2023	10/24/2024
Room Thermometer	IN0046	10/24/2023	10/24/2024

REPORT NUMBER: SP1-2407-157-4

CIE 1931 Chromaticity Diagram



CIE 1931 Chromaticity Diagram with 2017 ANSI 7-Step and 4-Step Quadrangles



Point lies inside the ANSI 3000K 4-step quadrangle

REPORT NUMBER: SP1-2407-157-4

Photopic Flux vs. Wavelength



Photopic Lumens: NR

λ (nm)	Power W [^] /nm	Lumens (ϕ /nm)	λ (nm)	Power W [^] /nm	Lumens (ϕ /nm)	λ (nm)	Power W [^] /nm	Lumens (ϕ /nm)	λ (nm)	Power W [^] /nm	Lumens (ϕ /nm)	λ (nm)	Power W [^] /nm	Lumens (ϕ /nm)
360	0	NR	490	104	NR	620	818	NR	750	20	NR	880	1	NR
365	0	NR	495	135	NR	625	755	NR	755	17	NR	885	0	NR
370	0	NR	500	184	NR	630	691	NR	760	15	NR	890	0	NR
375	0	NR	505	247	NR	635	625	NR	765	13	NR	895	0	NR
380	0	NR	510	309	NR	640	561	NR	770	11	NR	900	0	NR
385	0	NR	515	369	NR	645	499	NR	775	9	NR	905	0	NR
390	0	NR	520	419	NR	650	441	NR	780	8	NR	910	0	NR
395	0	NR	525	460	NR	655	388	NR	785	7	NR	915	0	NR
400	1	NR	530	492	NR	660	338	NR	790	6	NR	920	0	NR
405	3	NR	535	524	NR	665	294	NR	795	5	NR	925	0	NR
410	7	NR	540	553	NR	670	253	NR	800	4	NR	930	0	NR
415	15	NR	545	588	NR	675	218	NR	805	4	NR	935	0	NR
420	31	NR	550	625	NR	680	188	NR	810	3	NR	940	0	NR
425	60	NR	555	670	NR	685	161	NR	815	3	NR	945	0	NR
430	107	NR	560	723	NR	690	139	NR	820	3	NR	950	0	NR
435	183	NR	565	780	NR	695	118	NR	825	2	NR	955	0	NR
440	289	NR	570	837	NR	700	100	NR	830	2	NR	960	0	NR
445	460	NR	575	894	NR	705	85	NR	835	2	NR	965	0	NR
450	646	NR	580	942	NR	710	73	NR	840	1	NR	970	0	NR
455	561	NR	585	976	NR	715	62	NR	845	1	NR	975	0	NR
460	331	NR	590	998	NR	720	53	NR	850	1	NR	980	0	NR
465	238	NR	595	1000	NR	725	45	NR	855	1	NR	985	0	NR
470	178	NR	600	990	NR	730	39	NR	860	1	NR	990	0	NR
475	120	NR	605	962	NR	735	33	NR	865	1	NR	995	0	NR
480	96	NR	610	925	NR	740	28	NR	870	1	NR	1000	0	NR
485	95	NR	615	873	NR	745	24	NR	875	1	NR			

REPORT NUMBER: SP1-2407-157-4

Scotopic Flux vs. Wavelength



Scotopic Lumens: NR

S/P: 1.23

λ (nm)	Power W [^] /nm	Lumens (ϕ /nm)	λ (nm)	Power W [^] /nm	Lumens (ϕ /nm)	λ (nm)	Power W [^] /nm	Lumens (ϕ /nm)	λ (nm)	Power W [^] /nm	Lumens (ϕ /nm)	λ (nm)	Power W [^] /nm	Lumens (ϕ /nm)
360	0	NR	490	104	NR	620	818	NR	750	20	NR	880	1	NR
365	0	NR	495	135	NR	625	755	NR	755	17	NR	885	0	NR
370	0	NR	500	184	NR	630	691	NR	760	15	NR	890	0	NR
375	0	NR	505	247	NR	635	625	NR	765	13	NR	895	0	NR
380	0	NR	510	309	NR	640	561	NR	770	11	NR	900	0	NR
385	0	NR	515	369	NR	645	499	NR	775	9	NR	905	0	NR
390	0	NR	520	419	NR	650	441	NR	780	8	NR	910	0	NR
395	0	NR	525	460	NR	655	388	NR	785	7	NR	915	0	NR
400	1	NR	530	492	NR	660	338	NR	790	6	NR	920	0	NR
405	3	NR	535	524	NR	665	294	NR	795	5	NR	925	0	NR
410	7	NR	540	553	NR	670	253	NR	800	4	NR	930	0	NR
415	15	NR	545	588	NR	675	218	NR	805	4	NR	935	0	NR
420	31	NR	550	625	NR	680	188	NR	810	3	NR	940	0	NR
425	60	NR	555	670	NR	685	161	NR	815	3	NR	945	0	NR
430	107	NR	560	723	NR	690	139	NR	820	3	NR	950	0	NR
435	183	NR	565	780	NR	695	118	NR	825	2	NR	955	0	NR
440	289	NR	570	837	NR	700	100	NR	830	2	NR	960	0	NR
445	460	NR	575	894	NR	705	85	NR	835	2	NR	965	0	NR
450	646	NR	580	942	NR	710	73	NR	840	1	NR	970	0	NR
455	561	NR	585	976	NR	715	62	NR	845	1	NR	975	0	NR
460	331	NR	590	998	NR	720	53	NR	850	1	NR	980	0	NR
465	238	NR	595	1000	NR	725	45	NR	855	1	NR	985	0	NR
470	178	NR	600	990	NR	730	39	NR	860	1	NR	990	0	NR
475	120	NR	605	962	NR	735	33	NR	865	1	NR	995	0	NR
480	96	NR	610	925	NR	740	28	NR	870	1	NR	1000	0	NR
485	95	NR	615	873	NR	745	24	NR	875	1	NR			

REPORT NUMBER: SP1-2407-157-4

Melanopic Flux vs. Wavelength



Melanopic Lumens: NR

M/P: 2.27

λ (nm)	Power W [^] /nm	Lumens (φ/nm)	λ (nm)	Power W [^] /nm	Lumens (φ/nm)	λ (nm)	Power W [^] /nm	Lumens (φ/nm)	λ (nm)	Power W [^] /nm	Lumens (φ/nm)	λ (nm)	Power W [^] /nm	Lumens (φ/nm)
360	0	NR	490	104	NR	620	818	NR	750	20	NR	880	1	NR
365	0	NR	495	135	NR	625	755	NR	755	17	NR	885	0	NR
370	0	NR	500	184	NR	630	691	NR	760	15	NR	890	0	NR
375	0	NR	505	247	NR	635	625	NR	765	13	NR	895	0	NR
380	0	NR	510	309	NR	640	561	NR	770	11	NR	900	0	NR
385	0	NR	515	369	NR	645	499	NR	775	9	NR	905	0	NR
390	0	NR	520	419	NR	650	441	NR	780	8	NR	910	0	NR
395	0	NR	525	460	NR	655	388	NR	785	7	NR	915	0	NR
400	1	NR	530	492	NR	660	338	NR	790	6	NR	920	0	NR
405	3	NR	535	524	NR	665	294	NR	795	5	NR	925	0	NR
410	7	NR	540	553	NR	670	253	NR	800	4	NR	930	0	NR
415	15	NR	545	588	NR	675	218	NR	805	4	NR	935	0	NR
420	31	NR	550	625	NR	680	188	NR	810	3	NR	940	0	NR
425	60	NR	555	670	NR	685	161	NR	815	3	NR	945	0	NR
430	107	NR	560	723	NR	690	139	NR	820	3	NR	950	0	NR
435	183	NR	565	780	NR	695	118	NR	825	2	NR	955	0	NR
440	289	NR	570	837	NR	700	100	NR	830	2	NR	960	0	NR
445	460	NR	575	894	NR	705	85	NR	835	2	NR	965	0	NR
450	646	NR	580	942	NR	710	73	NR	840	1	NR	970	0	NR
455	561	NR	585	976	NR	715	62	NR	845	1	NR	975	0	NR
460	331	NR	590	998	NR	720	53	NR	850	1	NR	980	0	NR
465	238	NR	595	1000	NR	725	45	NR	855	1	NR	985	0	NR
470	178	NR	600	990	NR	730	39	NR	860	1	NR	990	0	NR
475	120	NR	605	962	NR	735	33	NR	865	1	NR	995	0	NR
480	96	NR	610	925	NR	740	28	NR	870	1	NR	1000	0	NR
485	95	NR	615	873	NR	745	24	NR	875	1	NR			

Summary

$R_f = 74.6$
 $R_g = 94$
 $CIE R_a = 71.7$
 $R_9 = -34.8$



Color Vector Graphics



Individual Sample Fidelity Index ($R_{f,i}$)

CES01 = 86	CES26 = 65	CES51 = 87	CES76 = 58
CES02 = 62	CES27 = 89	CES52 = 85	CES77 = 76
CES03 = 31	CES28 = 84	CES53 = 77	CES78 = 61
CES04 = 71	CES29 = 68	CES54 = 85	CES79 = 86
CES05 = 49	CES30 = 83	CES55 = 84	CES80 = 83
CES06 = 51	CES31 = 71	CES56 = 74	CES81 = 73
CES07 = 41	CES32 = 64	CES57 = 74	CES82 = 93
CES08 = 40	CES33 = 78	CES58 = 75	CES83 = 91
CES09 = 29	CES34 = 75	CES59 = 85	CES84 = 88
CES10 = 76	CES35 = 87	CES60 = 90	CES85 = 75
CES11 = 59	CES36 = 92	CES61 = 81	CES86 = 64
CES12 = 65	CES37 = 84	CES62 = 89	CES87 = 77
CES13 = 43	CES38 = 92	CES63 = 75	CES88 = 80
CES14 = 74	CES39 = 96	CES64 = 65	CES89 = 67
CES15 = 71	CES40 = 92	CES65 = 64	CES90 = 80
CES16 = 47	CES41 = 93	CES66 = 60	CES91 = 78
CES17 = 50	CES42 = 86	CES67 = 58	CES92 = 56
CES18 = 56	CES43 = 77	CES68 = 66	CES93 = 73
CES19 = 73	CES44 = 99	CES69 = 75	CES94 = 49
CES20 = 66	CES45 = 85	CES70 = 60	CES95 = 66
CES21 = 87	CES46 = 81	CES71 = 56	CES96 = 76
CES22 = 79	CES47 = 86	CES72 = 85	CES97 = 82
CES23 = 92	CES48 = 75	CES73 = 52	CES98 = 76
CES24 = 91	CES49 = 79	CES74 = 95	CES99 = 64
CES25 = 73	CES50 = 86	CES75 = 60	



Color Rendition by Hue-Angle Bin



Measure Comparisons



(END OF REPORT)